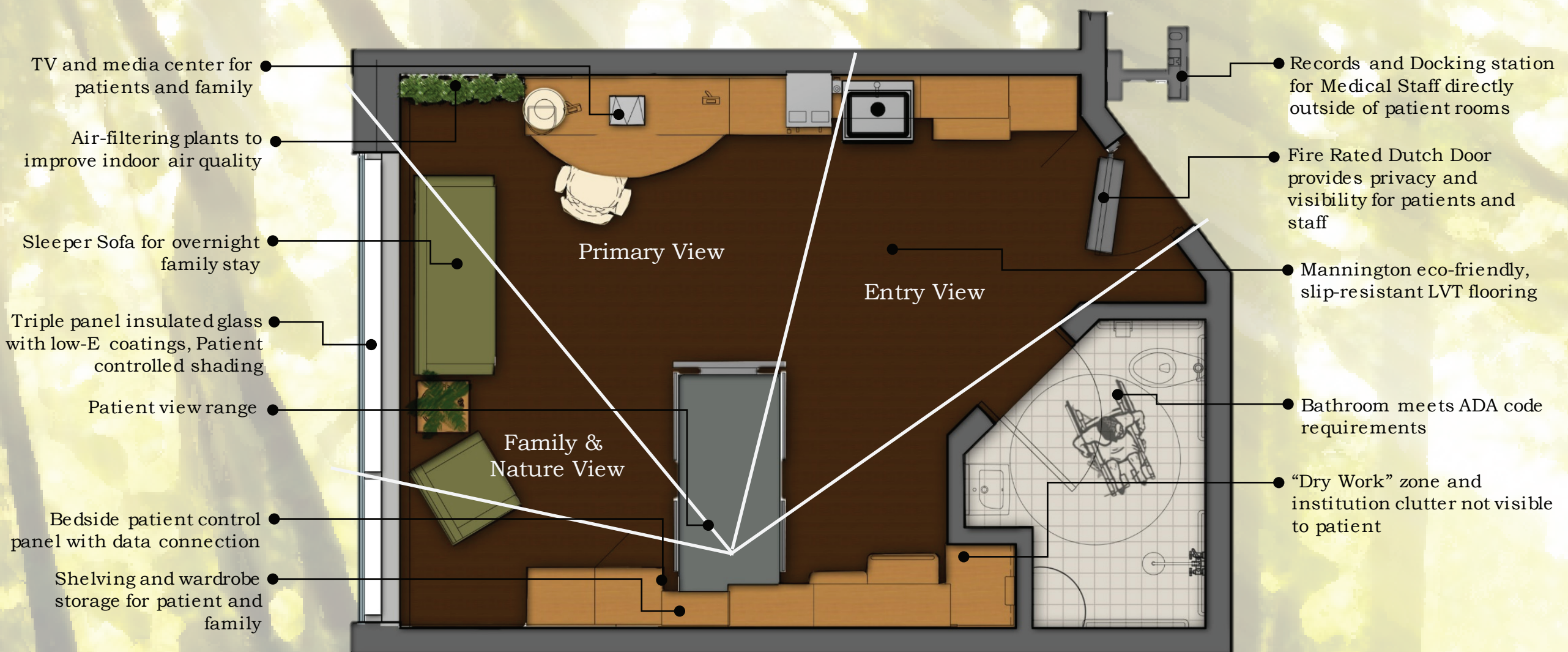


RESIDENCE HEALTHCARE FACILITIES

CONCEPT

Residence Healthcare Facilities aims to increase the healing process by bringing the comforts of home to the patient. Each Residence patient room puts the needs and comforts of the patient first, while visually minimizing technology and institutional clutter. The primary focus was to reinvent patient rooms as a place where patients have choices, control over their environment, interactive systems to aid recovery and most importantly incorporating family flexibility into the space. Horizontal lines paired with natural wood tones, greens and neutral browns provide a calming and relaxed haven while healing in the patient-centered rooms. Sustainability is implemented through motion sense, low flow water fixtures, specification of materials with low VOC's, energy efficient lighting and occupancy sensors in conjunction with natural light and daylighting controls, triple panel insulated glass with low-E coatings, and the specification of products and materials of companies that are committed to sustainability.



GOALS OF THE PROJECT

1. RESIDENCE

Reinventing the patient room to mimic that of the home environment or residence to increase the healing process


2. STREAMLINING

Streamlining nurse and doctor workflow while visually minimizing technology and institutional clutter from the patient

3. SUSTAINABILITY

Implementation of sustainable design practices to provide both an aesthetic and functional environment for the patient, family and staff

RESIDENCE HEALTHCARE FACILITIES



- Low VOC paint
- Triple panel insulated glass with low-E coatings, Patient controlled shading
- Air-filtering plant to improve indoor air quality
- Bedside patient control panel with data connection
- Steelcase Donovan Collection chair/sofa in DesignTex Friendly Faux, Parrot – environmental performance upholstery

WEST ELEVATION



- Low VOC paint
- Fire Rated Dutch Door provides privacy and visibility for patients and staff
- "Wet work" zone for medical staff
- Motion sense, low flow water fixture
- TV and media center for patients and family
- Air-filtering plants to improve indoor air quality
- Steelcase Health Opus Collection Cabinets throughout provide personal and medical storage and contain 75% recycled content
- Personal fridge for convenience of the patient and family


NORTH ELEVATION



- Low VOC paint
- "Dry Work" zone for medical staff
- Storage for medical supplies
- Shelving and wardrobe storage for patient and family
- Air-filtering plant to improve indoor air quality
- Bedside patient control panel with data connection
- Steelcase Health Opus Collection Cabinets throughout provide personal and medical storage and contain 75% recycled content
- Steelcase Donovan Collection chair/sofa in DesignTex Friendly Faux, Parrot – environmental performance upholstery

EAST ELEVATION

LIGHTING CONCEPT



- Three-way switch for can lighting is accessible to patient, family and medical staff
- Troffers provide higher luminosity for medical staff and patient examination
- Sufficient Lighting for accessibility purposes
- Energy efficient lighting and occupancy sensors are used in conjunction with natural light and daylighting controls
- Bedside patient control panel for task and ambient lighting

RESEARCH

"Hospitals have traditionally been designed to accommodate technology, equipment, supplies, employees, and the needs of professionals. The human needs of the patient were taken into account only minimally" (Orr, 1993). By shifting the focus to "improving the patient experience through the provision of amenities and attention to patient concerns and comfort" (Bromley, 2012) health care facilities are transforming the patient experience to human needs rather than mechanical and institutional needs. Research found that patients prefer not to see the technicality of hospital equipment (Bromley, 2012). To achieve this all staff work zones have been strategically placed outside of the patient's primary view range, subsequently concealing from the patients and visitors the fact that they are in a hospital at all.

To further bridge the gap between sterile environment to welcoming healing center, patient-centered design principles include, "...support of individual choices and preferences...encourage empowerment and participation...encourage social interaction...emphasize therapeutic distractions and the aesthetic of a healing environment...[while] paying attention to detail" (Orr, 1993). The key to achieving this new vision of patient-centered design is all the in the room layout. "Most patient rooms measure about 300 square feet...living room-style furniture, a private bathroom, television...wireless internet, ample storage space, and a daybed window seat so that family members can spend the night in the patient's room. The hospital has no set visiting hours to encourage the family to come and go and to remain in the room for long periods" (Bromley, 2013.)

In reference to, Sustainable Design Guidelines for Hospitals and Outpatient Facilities, sustainability can be implemented into the design in various ways including motion sense and low flow water fixtures, indoor air quality and materials with low VOC's and off-gasing, use of natural light and daylighting controls, energy efficient lighting and occupancy sensors, triple panel insulated glass with low-E coatings, and on-site recycling systems ("Sustainable," 2013).

BIBLIOGRAPHY

- Bromley, Elizabeth. "Building patient-centeredness: Hospital design as an interpretive act." *Social Science & Medicine* 75: 1057-66. Web. 11 Oct. 2014.
- Orr, Robin D. "Health Care from the Patient's Perspective." *Journal of Interior Design* 19.2 (1993):34-37. Web. 11 Oct. 2014.
- "Sustainable Design Guidelines for Hospitals and Outpatient Facilities." *The Facility Guidelines Institute* (2013): 1-17. Web. 11 Oct. 2014.

FURNITURE & FINISHES

All Furniture, Finishes and Equipment specifications have been called out and noted on floorplan and elevations

