




















# IDEA 2009 Spring Environmental Scan

1. What country do you work in?			
		Response Percent	Response Count
Canada		3.1%	6
Mexico		0.0%	0
<b>United States</b>		<b>96.4%</b>	<b>189</b>
Other		0.5%	1
		Other (please specify)	1
		<b>answered question</b>	<b>196</b>
		<b>skipped question</b>	<b>2</b>




2. Identify the type of institution that is your primary academic employer?			
		Response Percent	Response Count
Land-Grant Institution		19.6%	38
<b>Public Institution</b>		<b>44.3%</b>	<b>86</b>
Private Institution		27.8%	54
Proprietary Institution		6.7%	13
NA		0.5%	1
Other		1.0%	2
		Other (please specify)	3
		<b>answered question</b>	<b>194</b>
		<b>skipped question</b>	<b>4</b>





3. What is your perception of the employment status of your current academic position? (Please check all that apply)			
		Response Percent	Response Count
My position is secure to the best of my knowledge		83.0%	156
I am currently concerned about the continuing security of my academic position		16.0%	30
I have lost my academic position during the 2008-2009 academic year		0.5%	1
My position will be terminated at the end of the 2008-2009 academic year		0.5%	1
		Comment:	16
		<b>answered question</b>	<b>188</b>
		<b>skipped question</b>	<b>10</b>





4. My academic position has changed or will change soon.			
		Response Percent	Response Count
Yes		17.9%	33
No		82.1%	151
		Comment	23
		<b>answered question</b>	<b>184</b>
		<b>skipped question</b>	<b>14</b>


5. Who currently pays your yearly IDEC dues?			Response Percent	Response Count
I pay my own IDEC annual dues			68.9%	131
My program/department pays my IDEC annual dues			28.9%	55
I pay part of the dues and my program/department pays part			1.1%	2
Another entity pays my dues (please specify)			1.1%	2
			Comment	11
			<b>answered question</b>	<b>190</b>
			<b>skipped question</b>	<b>8</b>

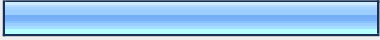



6. What benefits of your membership with IDEC prove to be significant to you during challenging times like these?		Response Count
		123
		<b>answered question</b>
		<b>123</b>
		<b>skipped question</b>
		<b>75</b>



7. Would a payment plan of two bi-annual payments for IDEC dues be attractive to you?			Response Percent	Response Count
Yes			33.9%	63
No			48.9%	91
Depends upon funding			17.2%	32
			Comment	16
			<b>answered question</b>	<b>186</b>
			<b>skipped question</b>	<b>12</b>



8. Who currently pays your travel to academic conferences?			Response Percent	Response Count
I pay myself			28.6%	54
<b>My program/department</b>			<b>36.0%</b>	<b>68</b>
I pay part of the expenses and my program/department pays part			34.9%	66
Another Entity pays all or part of the expense			0.5%	1
			Comment	33
			<b><i>answered question</i></b>	<b>189</b>
			<b><i>skipped question</i></b>	<b>9</b>
















9. Do you intend to attend an IDEC Regional Conference in the fall of 2009 (check any that apply)?			Response Percent	Response Count
Yes			22.7%	42
<b>No</b>			<b>39.5%</b>	<b>73</b>
Only if I am invited to present			16.8%	31
This depends on funding			30.3%	56
			Other (please specify)	12
			<b><i>answered question</i></b>	<b>185</b>
			<b><i>skipped question</i></b>	<b>13</b>

10. Have you attended an IDEC Regional Conference in any of the past three years?				
			Response Percent	Response Count
Yes			47.3%	89
No			52.7%	99
			<i>answered question</i>	<b>188</b>
			<i>skipped question</i>	<b>10</b>

11. Do you intend to attend the IDEC Annual Conference next March in Atlanta? (check all that apply)				
			Response Percent	Response Count
Yes			41.3%	76
No			16.3%	30
Only if I am invited to present			17.9%	33
Depends upon funding			40.2%	74
			Other (please specify)	14
			<i>answered question</i>	<b>184</b>
			<i>skipped question</i>	<b>14</b>

12. Have you attended the Annual Conference in any of the last three years? (Austin, Montreal, St. Louis)				
			Response Percent	Response Count
Yes			63.7%	121
No			36.3%	69
			Other (please specify)	10
			<i>answered question</i>	<b>190</b>
			<i>skipped question</i>	<b>8</b>



13. Do you feel the economic climate is hindering or preventing your professional development as an educator?			Response Percent	Response Count
Yes			58.4%	108
No			41.6%	77
			Comment	29
			<i>answered question</i>	<b>185</b>
			<i>skipped question</i>	<b>13</b>

14. Please check all of the following conditions that have occurred or which you suspect will likely occur in your program/department as a direct result of the recent economic downturn:			Response Percent	Response Count
Hiring freeze			61.9%	112
Reduced travel funds for faculty			67.4%	122
No travel funds			42.0%	76
Reduction in adjunct instructors			51.9%	94
Elimination of adjunct instructors			21.5%	39
Reduction in full-time faculty			17.7%	32
Larger class sizes			45.3%	82
Smaller class sizes			10.5%	19
Higher teaching loads			43.6%	79
Fewer class offerings			38.7%	70
Department/program elimination			8.8%	16
Department/program consolidation/merge into another program			11.6%	21
<b>Operating budget cut</b>			<b>79.6%</b>	<b>144</b>
Other budget cuts			52.5%	95
I am concerned that the change in my program/department will			16.0%	29




threaten future CIDA accreditation.		
	Comment	20
	<b>answered question</b>	<b>181</b>
	<b>skipped question</b>	<b>17</b>

15. By what percentage, if any, has your department/program been required to reduce your annual budget for the next academic year?			Response Percent	Response Count
No Reductions			15.2%	28
Less than 2%			0.5%	1
2-5%			6.0%	11
6-7%			5.4%	10
8-10%			15.2%	28
11-15%			4.3%	8
16% or more			9.2%	17
<b>Don't know</b>			<b>44.0%</b>	<b>81</b>
		Comment		21
		<b>answered question</b>		<b>184</b>
		<b>skipped question</b>		<b>14</b>




**16. Did your department place on hold one or more previously approved faculty searches in 2008-2009 due to economic challenges?**




		Response Percent	Response Count
Yes		27.6%	51
No		56.2%	104
Don't know		16.2%	30
Comment			16
<b>answered question</b>			<b>185</b>
<b>skipped question</b>			<b>13</b>




**17. Did your department lose one or more previously approved faculty search positions in 2008-2009 due to economic challenges?**




		Response Percent	Response Count
Yes		16.7%	31
No		68.8%	128
Don't know		14.5%	27
<b>answered question</b>			<b>186</b>
<b>skipped question</b>			<b>12</b>

**18. Do you anticipate that more students will apply to your UNDERGRADUATE department/program given the economic situation?**

		Response Percent	Response Count
Yes		24.7%	46
No		42.5%	79
Don't know		32.8%	61
Comment			21
<b>answered question</b>			<b>186</b>
<b>skipped question</b>			<b>12</b>

19. Do you anticipate that more students will apply to your GRADUATE department/program given the economic situation?			Response Percent	Response Count
Yes			37.9%	55
No			30.3%	44
Don't know			31.7%	46
			Comment	60
			<b>answered question</b>	<b>145</b>
			<b>skipped question</b>	<b>53</b>

20. Do you anticipate that more students will be accepted to your UNDERGRADUATE department/program at this time?			Response Percent	Response Count
Yes			33.1%	60
No			35.9%	65
Don't know			30.9%	56
			Comment	21
			<b>answered question</b>	<b>181</b>
			<b>skipped question</b>	<b>17</b>

21. Do you anticipate that more students will be accepted to your GRADUATE department/program at this time?			Response Percent	Response Count
Yes			26.4%	38
No			38.9%	56
Don't know			34.7%	50
			Comment	42
			<b>answered question</b>	<b>144</b>
			<b>skipped question</b>	<b>54</b>

**22. Is there anything else you would care to share with the IDEC Board, about your situation or perceptions with the current economic environment? We are interested to learn ways we might assist our members during this challenging period:**

		<b>Response Count</b>
		60
	<i>answered question</i>	<b>60</b>
	<i>skipped question</i>	<b>138</b>